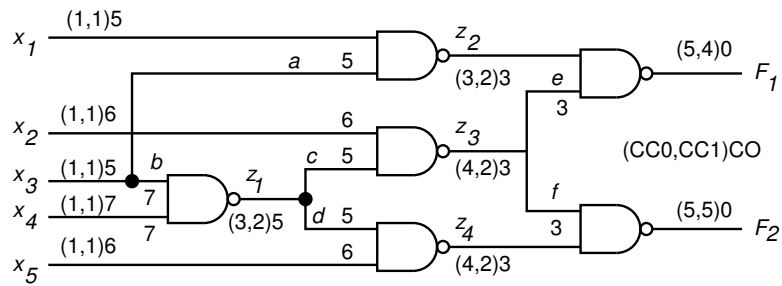


Solutions to Homework 5 Problems ELEC 7250 VLSI Testing (Spring 2006)

February 24, 2006

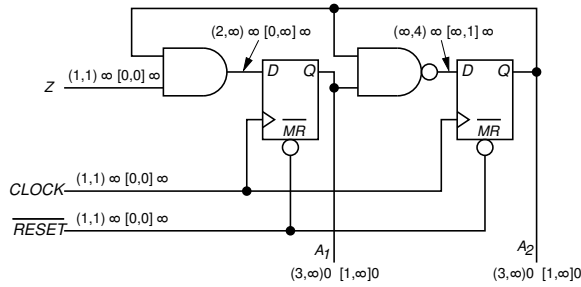
Problem 6.4 SCOAP



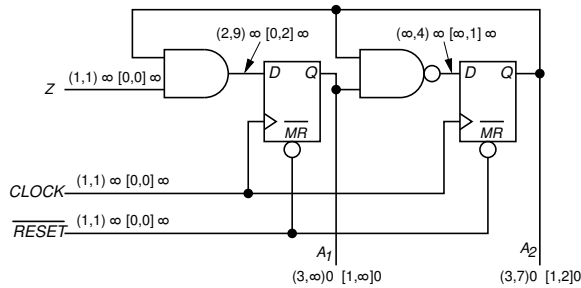
Circuit of Figure 6.22 with combinational SCOAP measures.

Problem 6.13 SCOAP

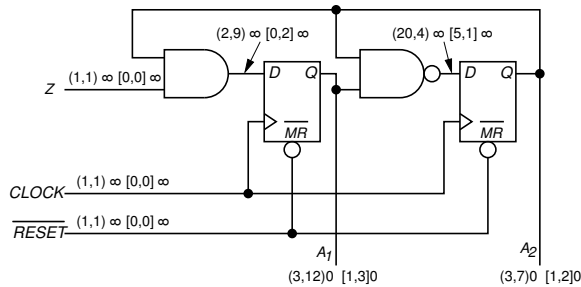
The steps of calculation for SCOAP testability measures are shown in the four figures that follow. Combinational measures are shown as $(CC0, CC1)CO$ and sequential measures as $[SC0, SC1]SO$.



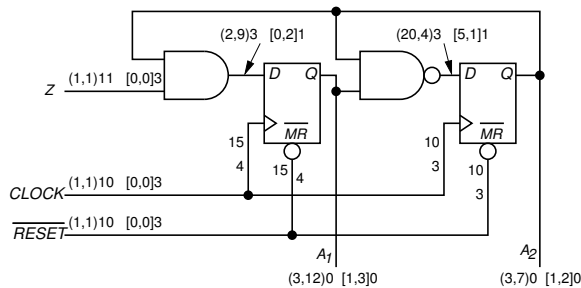
Circuit of Figure 6.31: Initialization and first controllability pass.



Circuit of Figure 6.31: Continuation of controllability calculation.



Circuit of Figure 6.31: Stabilized controllability values.



Circuit of Figure 6.31: All controllability and observability values.