


Global Competence & National Needs

ONE
MILLION
AMERICANS
STUDYING
ABROAD



COMMISSION ON THE
Abraham Lincoln Study Abroad
Fellowship Program

Internationalizing the College or University

- **Globally Competent Graduates**
 - **Have a diverse and knowledgeable worldview**
 - **Comprehend the international dimensions of the major field of study**
 - **Communicate effectively in another language and/or cross-culturally**
 - **Exhibit cross-cultural sensitivity and adaptability**
 - **Continue global learning throughout life**

The Commission on the Abraham Lincoln Study Abroad Fellowship Program

- **Created by legislation in 2004**
- **17-member bipartisan commission**
 - 12 appointed by the majority & minority leaders of the U.S. House & Senate**
 - 4 appointed by President based on recommendations from the Departments of Commerce, Defense, Education, & State**
 - Chair selected by the congressional leadership**

Charge of Commission

- **Recommend a program to substantially increase the number of U.S. college students who study abroad, with emphasis on developing countries**
- **Recommendations due by Dec. 1, 2005**
- **Commission terminates on Dec. 31, 2005**

The Commission on the Abraham Lincoln Study Abroad Fellowship Program

- **Report approved by Commission on November 3, 2005**
- **Press teleconference on November 11, 2005**
- **Report released on November 14, 2005**
- **Report briefing on November 15, 2005**
- **Report distribution to administration, select members of Congress, and others.**
- **Legislation is now being drafted.**

ONE MILLION STUDENTS **STUDYING ABROAD**

The Commission's vision is composed both a goal of one million students studying abroad and the conviction that the goal can be achieved.

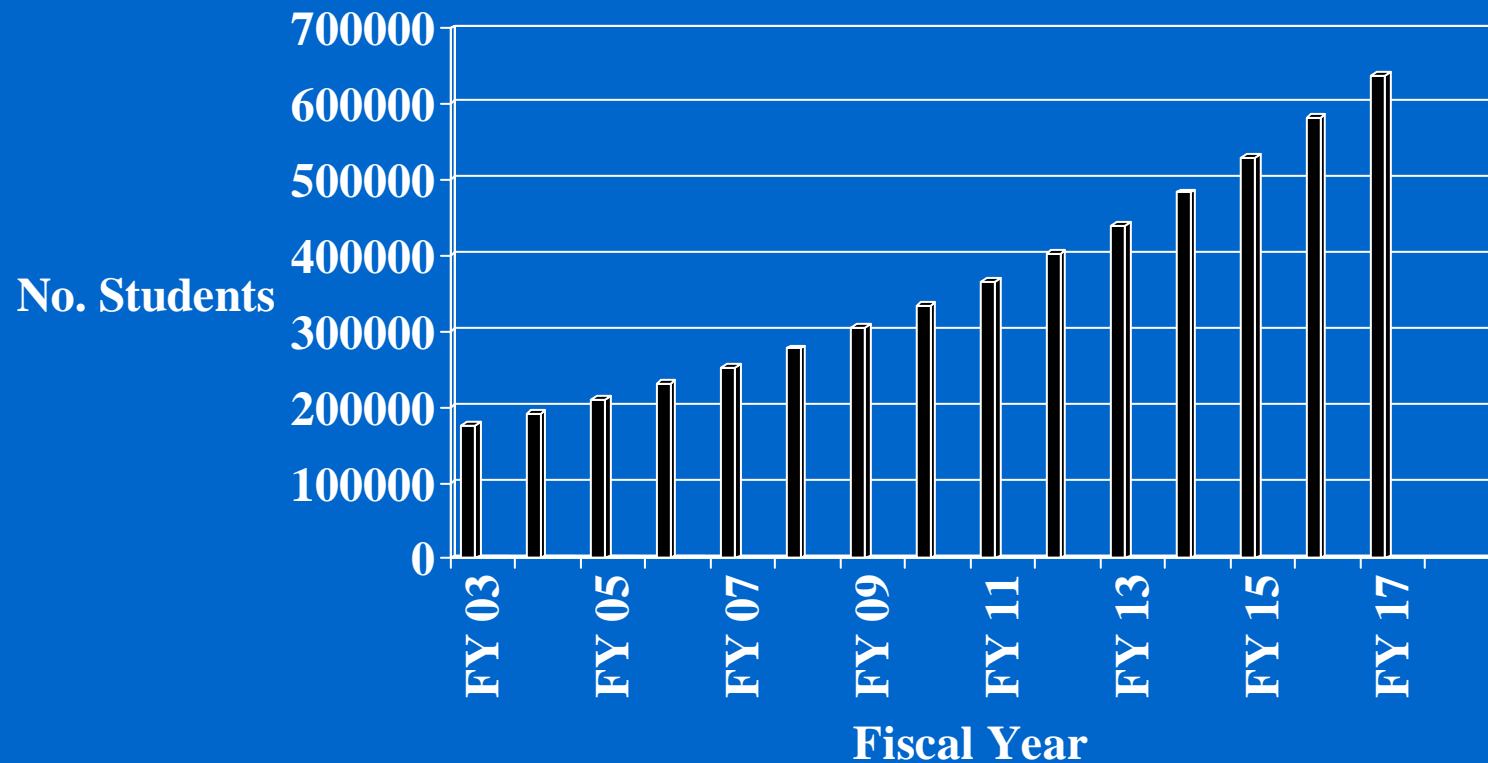
Projected Increase in the Number of Study Abroad Students

Fiscal Year	No. Students on Study Abroad in Previous Year	Increase in Number of Students on Study Abroad (9.7 % inc.)	Projected No. of Students on Study Abroad
*2002-03	N/A	N/A	174,629
2003-04	174,629	16,939	191,568
2004-05	191,568	18,582	210,150
2005-06	210,150	20,385	230,535
2006-07	230,535	22,362	252,897
2007-08	252,897	24,531	277,428
2008-09	277,897	26,911	304,339
2009-10	304,339	29,521	333,860

Projected Increase in the Number of Study Abroad Students

Fiscal Year	No. Students on Study Abroad in Previous Year	Increase in Number of Students on Study Abroad (9.7 % inc.)	No. of Students on Study Abroad
2010-11	333,860	32,3843	366,244
2011-12	366,244	35,526	401,770
2012-13	401,770	38,972	440,742
2013-14	440,742	42,752	483,494
2014-15	483,494	46,899	530,393
2015-16	530,393	51,448	581,841
2016-17	581,841	56,439	638,280

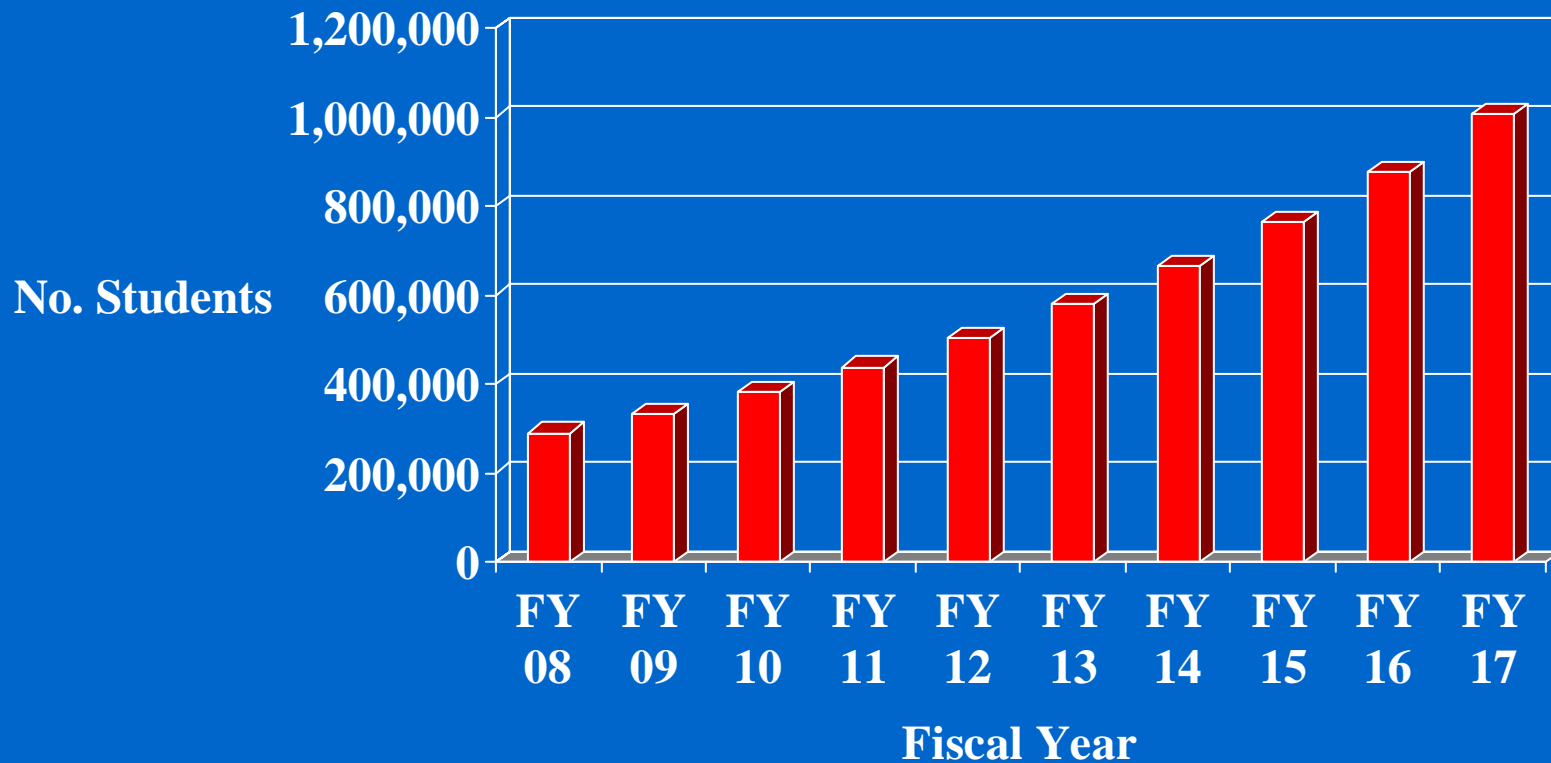
Projected Increase in the Number of Study Abroad Students (9.7% inc./year)



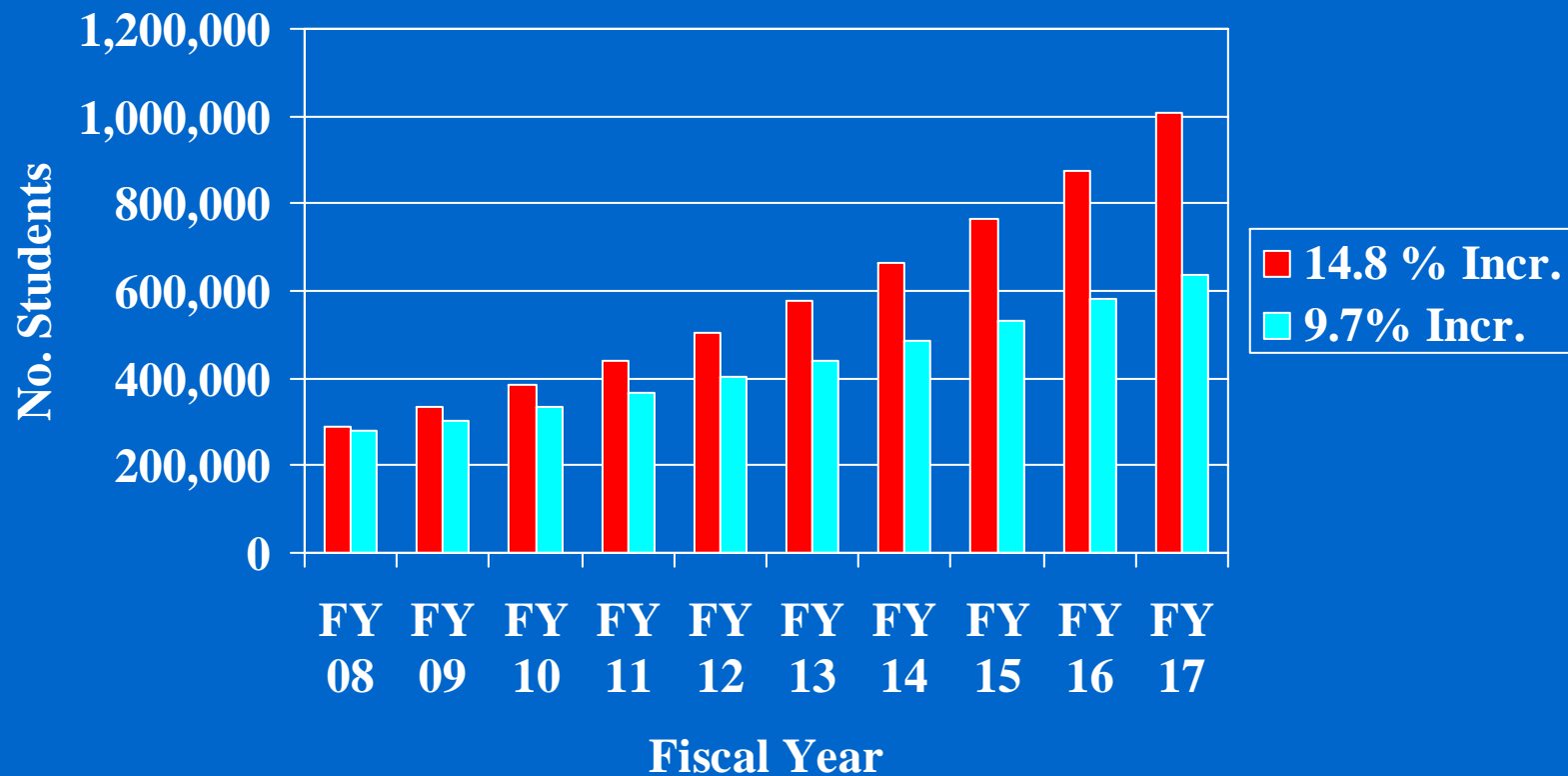
Projected Increase in the Number of Study Abroad Students (Based on 14.8% inc./Year)

Year	No. Students on Study Abroad in Previous Year	Increase in No. Students on Study Abroad	Projected No. of Students on Study Abroad
2007-08	252,897	37,429	290,326
2008-09	290,326	42,968	333,294
2009-10	333,294	49,328	382,622
2010-11	382,622	56,628	439,250
2011-12	439,250	65,009	504,259
2012-13	504,259	74,630	578,889
2013-14	578,889	85,676	664,565
2014-15	664,565	98,356	762,921
2015-16	762,921	112,912	875,833
2016-17	875,833	129,623	1,005,456

Projected Increase in the Number of Study Abroad Students (14.8% inc./year)



Difference in the Projected Number of Study Abroad Students (14.8% vs. 9.7% Increase/year)



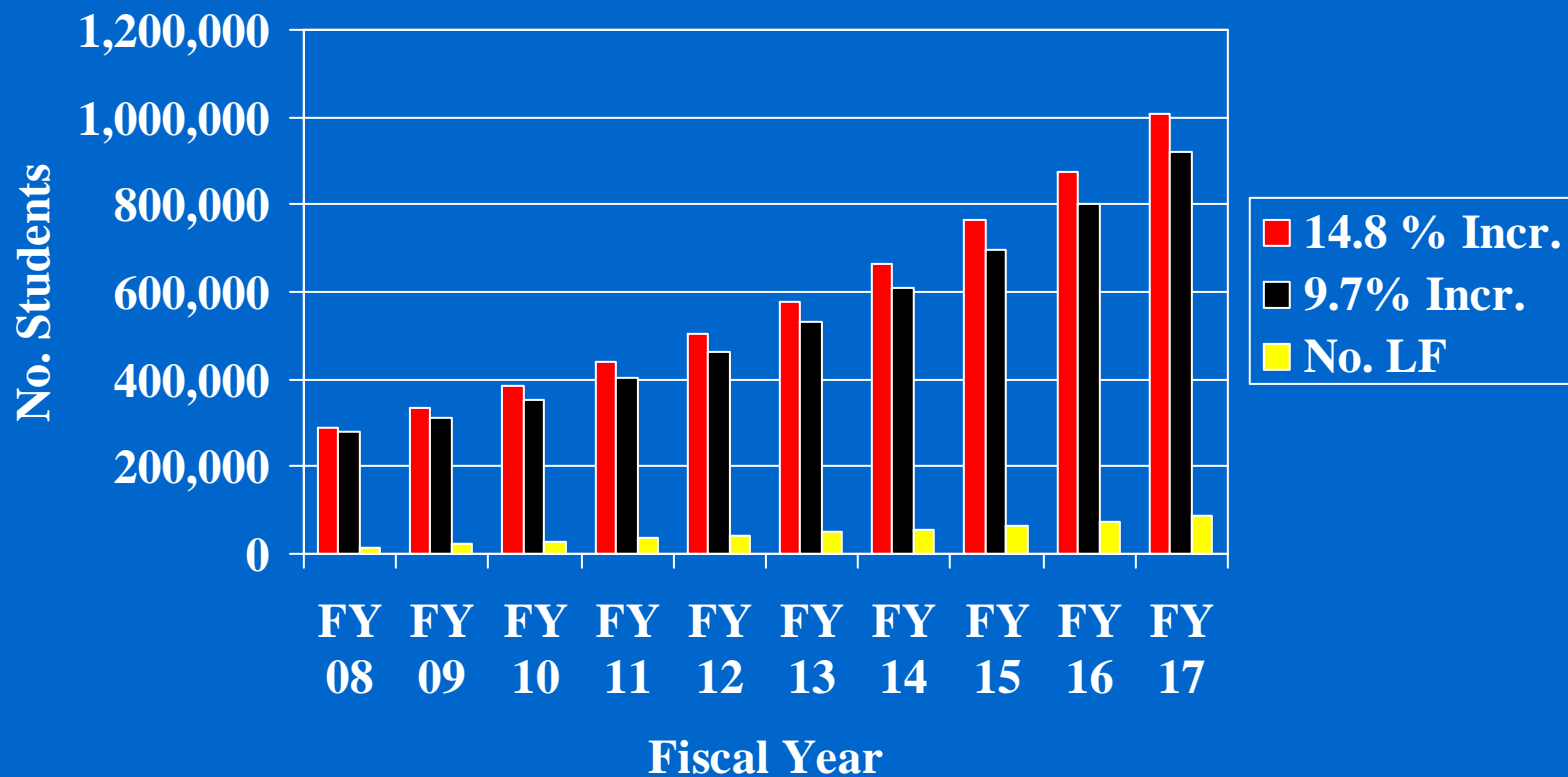
Difference in the Projected Number of Study Abroad Students (14.8% Minus 9.7% Increase/year)

Year	Projected No. of Students on Study Abroad (14.8% Incr./Year)	Projected No. of Students on Study Abroad (9.7% Incr./Year)	Difference (Column 2 minus Column 3)
2007-08	290,326	277,428	12,898
2008-09	333,294	304,339	28,955
2009-10	382,622	333,860	48,762
2010-11	439,250	366,244	73,006
2011-12	504,259	401,770	102,489
2012-13	578,889	440,742	138,147
2013-14	664,565	483,494	181,071
2014-15	762,921	530,393	235,528
2015-16	875,833	581,841	293,992
2016-17	1,005,456	638,280	367,176

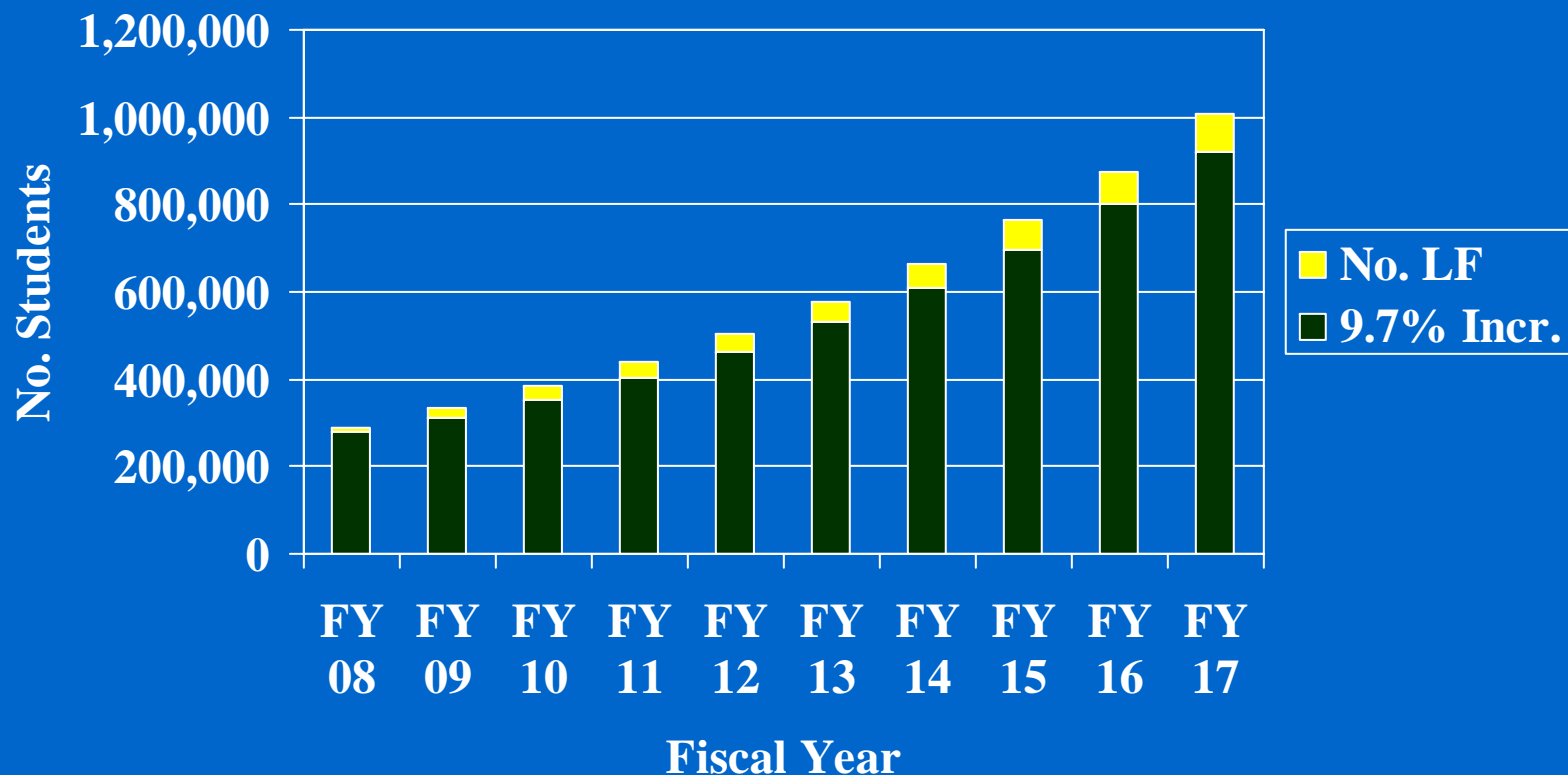
Number of Study Abroad Students with Lincoln Fellowships Based on 50% Institutional Sustainability Model

Year	No. Students Based on 14.8% Annual Increase	No. Students Based on 9.7% Annual Increase	Projected No. Lincoln Fellowships Needed
2007-08	290,326	277,428	12,898
2008-09	333,294	311,413	21,881
2009-10	382,622	353,622	29,000
2010-11	439,250	403,830	35,420
2011-12	504,259	462,429	41,830
2012-13	578,889	530,228	48,661
2013-14	664,565	608,351	56,214
2014-15	762,921	698,194	64,727
2015-16	875,833	801,422	74,411
2016-17	1,005,456	919,975	85,481

Number of Study Abroad Students with Lincoln Fellowships Based on 50% Institutional Sustainability Model



Number of Study Abroad Students with Lincoln Fellowships Based on 50% Institutional Sustainability Model



Recommendation I

- **At least 88% of program funds should be applied to Lincoln Fellowships and Scholarships.**
- **Awards are to be made both directly to students in a national competition and through institutions and consortia.**

Allocation of Program Funds

- **Twenty percent to a National Fellowship/Scholarship Program**
- **Seventy-five percent to grant competitions for institutions and consortia**

Lincoln Fellowships and Scholarships

- **One-year awards**
- **Award is merit-based – amount of award is based on financial need**
- **Awards may vary from zero (recognition but no financial need) to \$5,000 (amount based on need and duration of program)**
- **Awards should not be used to replace other financial aid or scholarships.**

Lincoln Fellowships and Scholarships

- **Scholarships for short term programs (less than 12 credit hours)**
- **Fellowships for long term programs (12 credit hours or more)**

Institution/Consortium Grants

- **No less than 85% of funds to fellowships and scholarships**
- **Three-year grants**
- **Commitment to sustain no less than 80% of fellowships and scholarships awarded**
- **No overhead funds**
- **Some preference for awards to consortia**

Recommendation II

- **Diversity of students, institutions, and destinations should be a hallmark of the Lincoln Study Abroad Program**

The proportion of study abroad students who are enrolled in community colleges, minority-serving institutions, and institutions serving large numbers of low-income students will be similar to their share of the undergraduate population.

- **The demographics of the U.S. undergraduate student studying abroad population should be similar to that of the U.S. undergraduate student population.**
- **Efforts are to be made to expand the number of American students studying in nontraditional countries.**

Profile of U.S. Study Abroad Students (1)

Race/ Ethnicity	1993/94	1997/98	2002-03
Caucasian	83.8	84.5	83.2
Asian- American	5.0	4.8	6.0
Hispanic- American	5.0	5.5	5.1
African- American	2.8	3.8	3.4
Multiracial	3.1	0.8	1.8
Native American	0.3	0.6	0.5

Profile of Total U.S. Undergraduate VS. Study Abroad Student Population (2002-2003)

Race/Ethnicity	Percentage of total Enrollment	Percentage of Study Abroad Population
American Indian	1.0	0.5
Asian/Pacific Islander	6.5	6.0
Black	11.9	3.4
White	67.1	83.2
Hispanic	10.0	5.1

Profile of U.S. Study Abroad Students (2)

Sex	1993/94	1997/98	2002-03
Female	62.9	64.8	64.7
Male	37.1	35.2	35.3

Profile of Total U.S. Undergraduate Population VS. Study Abroad Students (2002-03)

Sex	Percentage of Total Enrollment	Percentage of Study Abroad Students
Female	56.6	64.7
Male	43.4	35.3

Selected Fields of Study of U.S. Study Abroad Students (2000-01)

Field of Study	% of Degrees Awarded	% of Study Abroad
Social Sciences	10.3	20.3
Business & Mgt.	21.4	18.1
Fine or Applied Arts	4.9	8.5
Foreign Lang.	1.2	8.2
Education	8.5	4.4
Engineering	4.7	2.7

Host Regions of Study Abroad

Host Region	1991/92	1997/98	2002/03
Africa	1.8	2.7	2.8
Asia	5.9	6.0	5.6
Europe	71.3	63.7	62.9
Latin Amer.	12.3	15.6	15.3
Middle East	2.7	2.0	0.4
Oceania	3.1	4.4	7.3

Recommendation III

- **Demanding quality control should characterize the Lincoln Study Abroad program**

Programs Supported by the Lincoln Study Abroad Program

- **Earn not less than 3 credit hours**
- **Credit accepted by the home institution
and counts toward the degree
requirements**

Recommendation IV

Fellowships and scholarship amounts should vary and be limited to one year.

Awards will vary from zero (no financial need) to \$5,000 (amount based on need and duration of program).

Average award is estimated to be about \$1,750.

Recommendation V

Federal funding should begin with \$50 million and increase to \$125 million in 2011-12 and beyond.

Recommendation VI

- **National leadership and support is essential.**
- **The White House and congressional leaders should work together to find the best administrative home for the Lincoln study Abroad Program.**

**To borrow from the words of President
Abraham Lincoln:**

**Our stormy present is piled high with
difficulty, requiring a new generation of
Americans to think anew and act anew –
and to leave behind a powerful and
pervasive legacy in the Abraham Lincoln
program for Study Abroad.**